

ANNEXURE-V
EXTRACT OF ANNUAL RETURN

As on the financial year ended 31.03.2021
[Pursuant to Section 92(3) of the Companies Act, 2013, and Rule 12(1) of the Companies
(Management and Administration) Rules, 2014]

FORM NO. MGT - 9


I. REGISTRATION AND OTHER DETAILS:

i.	CIN	U18101DN1988PTC000365
ii.	Registration Date	01/06/1988
iii.	Name of the Company	Bhilosa Industries Private Limited
iv.	Category / Sub-Category of the Company	Category: Company having Share Capital Sub-Category: Indian Non-Government Company
v.	Address of the Registered office and contact details	Survey No.46/1/3/1 & 37, Village Rakholi, Silvassa - 396230, Dadra Nagar Haveli, India
vi.	Whether listed company	No
vii.	Name, Address and Contact details of Registrar and Transfer Agent, If any	N.A.

II. PRINCIPAL BUSINESS ACTIVITIES OF THE COMPANY

All the business activities contributing 10 % or more of the total turnover of the company shall be stated:-

Sr. No.	Name and Description of main products / services	NIC Code of the Product/ service	% to total turnover of the company
1	Texturised Yarn & Partially Oriented Yarn/FDY	20203	74.47%



III. PARTICULARS OF HOLDING, SUBSIDIARY AND ASSOCIATE COMPANIES

Sr. No.	Name And Address Of The Company	CIN/GLN	Holding/ Subsidiary /Associate	% of shares held	Applicable Section
	Not Any	Not Applicable	Not Applicable	Not Applicable	Not Applicable


IV. SHARE HOLDING PATTERN (Equity Share Capital Breakup as percentage of total equity)

i. Category-wise Share Holding

Category of Shareholders	No. of Shares held at the beginning of the year				No. of Shares held at the end of the year				% Change during the year
	Demat	Physical	Total	% of Total Shares	Demat	Physical	Total	% of Total Shares	
A. Promoter									
1) Indian									
a) Individual/ HUF	36819500	23750000	60569500	100 %	36819500	23750000	60569500	100 %	-
b) Central Govt	-	-	-	-	-	-	-	-	-
c) State Govt(s)	-	-	-	-	-	-	-	-	-
d) Bodies Corp	-	-	-	-	-	-	-	-	-
e) Banks / FI	-	-	-	-	-	-	-	-	-
f) Any Other	-	-	-	-	-	-	-	-	-
Sub-total (A)(1):-	36819500	23750000	60569500	100 %	36819500	23750000	60569500	100 %	-
2) Foreign									
g) NRIs- Individuals	-	-	-	-	-	-	-	-	-
h) Other- Individuals	-	-	-	-	-	-	-	-	-
i) Bodies Corp.	-	-	-	-	-	-	-	-	-
j) Banks / FI	-	-	-	-	-	-	-	-	-
k) Any Other....	-	-	-	-	-	-	-	-	-
Sub-total (A)(2):-	-	-	-	-	-	-	-	-	-
B. Public Shareholding									
1. Institutions									
a) Mutual Funds	-	-	-	-	-	-	-	-	-



b) Banks / FI	-	-	-	-	-	-	-	-	-
c) Central Govt	-	-	-	-	-	-	-	-	-
d) State Govt(s)	-	-	-	-	-	-	-	-	-
e) Venture Capital Funds	-	-	-	-	-	-	-	-	-
f) Insurance Companies	-	-	-	-	-	-	-	-	-
g) FIIs	-	-	-	-	-	-	-	-	-
h) Foreign Venture Capital Funds	-	-	-	-	-	-	-	-	-
i) Others (specify)	-	-	-	-	-	-	-	-	-
Sub-total (B)(1)	-	-	-	-	-	-	-	-	-
2. Non Institutions									
a) Bodies Corp. (i) Indian (ii) Overseas	-	-	-	-	-	-	-	-	-
b) Individuals									
(i) Individual shareholders holding nominal share capital upto Rs. 1 lakh	-	-	-	-	-	-	-	-	-
(ii) Individual shareholders holding nominal share capital in excess of Rs 1 lakh	-	-	-	-	-	-	-	-	-
c) Others (Specify)	-	-	-	-	-	-	-	-	-
Sub-total (B)(2)	-	-	-	-	-	-	-	-	-
Total Public Shareholding (B)=(B)(1)+(B)(2)	-	-	-	-	-	-	-	-	-
C. Shares held by Custodian for GDRs & ADRs	-	-	-	-	-	-	-	-	-
Grand Total (A+B+C)	36819500	23750000	60569500	100 %	36819500	23750000	60569500	100 %	-



ii. Shareholding of Promoters

Sr. No	Shareholder's Name	Shareholding at the beginning of the year			Shareholding at the end of the year			% change in share holding during the year
		No. of Shares	% of total Shares of the company	% of Shares Pledged / encumbered to total shares	No. of Shares	% of total Shares of the company	% of Shares Pledged/ encumbered to total shares	
1.	Rameshchandra T. Jain	20177625	33.31	-	20177625	33.31	-	-
2.	Kumarpal R. Jain	29398170	48.54	-	29398170	48.54	-	-
3.	Rameshchandra T. Jain HUF	225000	0.37	-	225000	0.37	-	-
4.	Sandeep R. Jain	4999670	8.25	-	4999670	8.25	-	-
5.	Manjula R. Jain	2024535	3.34	-	2024535	3.34	-	-
6.	Madhavi K. Jain	1775000	2.93	-	1775000	2.93	-	-
7.	Hirvi S. Jain	1677500	2.77	-	1677500	2.77	-	-
8.	Chetna R. Jain	292000	0.49	-	292000	0.49	-	-
	Total	60569500	100.00	-	60569500	100.00	-	-

iii. Change in Promoters' Shareholding (please specify, if there is no change)

Sr. No	Particulars	Shareholding at the beginning of the year		Cumulative Shareholding during the year	
		No. of shares	% of total shares of the company	No. of shares	% of total shares of the company
	At the beginning of the year	60569500	100.00%	60569500	100.00%
	Date wise Increase / Decrease in Promoters Shareholding during the year specifying the reasons for Increase / decrease (e.g. allotment / transfer / bonus/ sweat equity etc):	No Change in Shareholding of Promoter & Promoter Group in terms of No. of Shares			
	At the end of the year	60569500	100.00%	60569500	100.00%




iv) Shareholding of Top Ten Shareholders (Other than Directors, Promoters and Holders of GDRs & ADRs)

Sr. No	For Each of the Top 10 Shareholders	Shareholding at the beginning of the year		Shareholding during and at the end of the year	
		No. of shares	% of total shares of the company	No. of shares	% of total shares of the company
		-	-	-	-

v) Shareholding of Directors and Key Managerial Personnel

Sr. No	For Each of Directors & KMP	Shareholding at the beginning of the year		Shareholding during and at the end of the year	
		No. of shares	% of total shares of the company	No. of shares	% of total shares of the company
1.	Rameshchandra T. Jain, Managing Director				
	At the beginning of the year	20177625	33.31%	20177625	33.31%
	Date wise Increase / Decrease in Promoters Shareholding during the year specifying the reasons for increase / decrease (e.g. allotment / transfer / bonus/ sweat equity etc):	No Change in Shareholding			
	At the End of the year	20177625	33.31%	20177625	33.31%
2.	Kumarpal R. Jain, Director				
	At the beginning of the year	29398170	48.54%	29398170	48.54%
	Date wise Increase / Decrease in Promoters Shareholding during the year specifying the reasons for increase / decrease (e.g. allotment / transfer / bonus/ sweat equity etc):	No Change in Shareholding			
	At the End of the year	29398170	48.54%	29398170	48.54%



V. INDEBTEDNESS


Indebtedness of the Company including interest outstanding/accrued but not due for payment

Particulars	(Rs. In crore)			
	Secured Loans excluding deposits	Unsecured Loans	Deposits	Total Indebtedness
Indebtedness at the beginning of the financial year				
i) Principal Amount	2574.75	-	-	2574.75
ii) Interest due but not paid	-	-	-	-
iii) Interest accrued but not due	5.58	-	-	5.58
Total (I+II+III)	2580.33	-	-	2580.33
Change in Indebtedness during the financial year				
Addition	-	-	-	-
Reduction	(171.03)	-	-	(171.03)
Net Change	(171.03)	-	-	(171.03)
Indebtedness at the end of the financial year				
i) Principal Amount	2407.54	-	-	2407.54
ii) Interest due but not paid	-	-	-	-
iii) Interest accrued but not due	1.76	-	-	1.76
Total (I+II+III)	2409.30	-	-	2409.30

VI. REMUNERATION OF DIRECTORS AND KEY MANAGERIAL PERSONNEL

A. Remuneration to Managing Director, Whole-time Directors and/or Manager

Sr. No.	Particulars of Remuneration	Mr. Rameshchandra Jain, Managing Director	Mr. Kumarpal Jain, Director	Total Amount
1.	Gross salary (a) Salary as per provisions contained in section 17(1) of the Income-tax Act, 1961 (b) Value of perquisites u/s 17(2) Income-tax Act, 1961 (c) Profits in lieu of salary under section 17(3) Income-tax Act, 1961	95,00,000/- Nil Nil	1,90,00,000/- Nil Nil	2,85,00,000/- Nil Nil
2.	Stock Option		Nil	Nil
3.	Sweat Equity		Nil	Nil




4.	Commission - as % of profit - others, specify...	Nil	Nil	Nil
5.	Others, please specify	Nil	Nil	Nil
	Total (A)	95,00,000/-	1,90,00,000/-	2,85,00,000/-
	Ceiling as per the Act	N.A.	N.A.	N.A.

B. Remuneration to other directors:

Sr. No.	Particulars of Remuneration	Name of MD/WTD/Manager	Total Amount
1.	Independent Directors - Fee for attending board committee meetings - Commission - Others, please specify	Nil	Nil
	Total (1)	Nil	Nil
2.	Other Non-Executive Directors - Fee for attending board committee meetings - Commission - Others, please specify	Nil	Nil
	Total (2)	Nil	Nil
	Total (B)=(1+2)	Nil	Nil
	Total Managerial Remuneration	Nil	Nil
	Overall Ceiling as per the Act	Nil	Nil

C. Remuneration to Key Managerial Personnel Other Than MD /Manager /WTD

Sr. no.	Particulars of Remuneration	Key Managerial Personnel			
		CEO	Company Secretary	CFO	Total
1.	Gross salary (a) Salary as per provisions contained in section 17(1) of the Income-tax Act, 1961 (b) Value of perquisites u/s 17(2) Income-tax Act, 1961 (c) Profits in lieu of salary under section 17(3) Income-tax Act, 1961	Not Applicable	Nil	Not Applicable	Not Applicable




2.	Stock Option		Nil		Nil
3.	Sweat Equity		Nil		Nil
4.	Commission - as % of profit - others, specify...		Nil		Nil
5.	Others, please specify		Nil		Nil
	Total		Nil		Nil

VII. PENALTIES / PUNISHMENT/ COMPOUNDING OF OFFENCES:

Type	Section of the companies Act	Brief description	Details of Penalty/ Punishment/ Compounding fees Imposed	Authority[RD /NCLT/Court]	Appeal made. If any(give details)
A. Company					
Penalty	-	-	No Instance	-	-
Punishment	-	-	No Instance	-	-
Compounding	441(3)(d)	CSR Case U/s 135	Rs. 2,00,000/-	RD(NWR), Ahmedabad	N.A.
B. Directors					
Penalty	-	-	No Instance	-	-
Punishment	-	-	No Instance	-	-
Compounding	441(3)(d)	CSR Case U/s 135	Rs. 60,000/-	RD(NWR), Ahmedabad	N.A.
C. Other Officers In Default					
Penalty			No Instance		
Punishment					
Compounding					

Place: Mumbai
Date: September 29, 2021



Registered Office:
Survey No. 46/1/3/1 & 37,
Village Rakholi, Silvassa - 396230,
Dadra Nagar Haveli, India.

For and on behalf of the Board of Directors

Rameshchandra Jain
(DIN: 01327431)
Chairman & Managing Director